

# HARKEN®

## INSTRUCTION SHEET

### Big Boat Deck Organizers

9012, 9013, 9014, 9015, 9016, 9017, 9018, 9019, 9020, 9021, 9022

N15W24983 Bluemound Rd., Pewaukee, WI 53072-4974 USA

Tel: 262-691-3320, Fax: 262-701-5780

Web: [www.harken.com](http://www.harken.com), Email: [harken@harken.com](mailto:harken@harken.com)



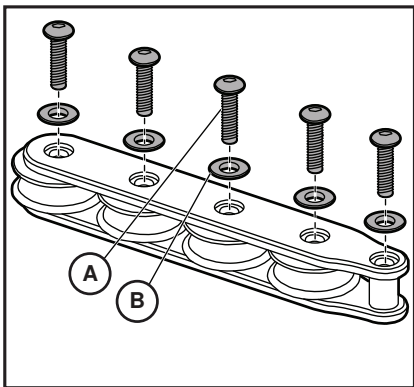
**Strictly follow all instructions to avoid an accident, damage to your vessel, personal injury or death. See [www.harken.com/manuals](http://www.harken.com/manuals) for additional safety information.**

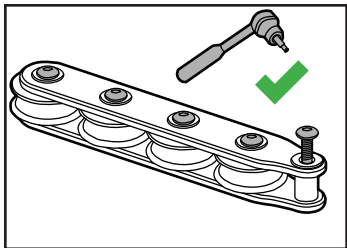
### Installation

**NOTE:** Product is shipped from the factory with hardware zip tied to the plates. Use care when removing zip ties to avoid losing hardware.


Use stainless steel fasteners (A) in all mounting holes along with supplied washers (B). Deck or mounting surface must be solid, designed for block load. Consult with builder.

Install the enclosed black plastic washers between the stainless steel washers and the aluminum top plate to prevent dissimilar metal corrosion. **Failure to install washers will void Harken warranty.**





Tighten wrist tight (25 ft-lb/34 Nm)



Do not use power drivers

Tighten bolts only **wrist tight (25 ft-lb/34 Nm)** to remove play between block and deck. Do not use power drivers. **Overtightening will permanently damage organizer and cause sheaves to bind.**

## Maintenance

Harken equipment requires minimal maintenance, but some is required to give the best service and to comply with Harken's limited warranty.

It is important to keep equipment clean by frequent flushing with fresh water. In corrosive atmospheres, stainless parts may show discoloration around holes, rivets and screws. This is not serious and may be removed with a fine abrasive.

Flush blocks thoroughly with fresh water. Periodically, disassemble the blocks and clean with detergent and fresh water. Lubrication is not required.

Black plastic washers should always be used between stainless fasteners and aluminum sideplates. Stainless fasteners which pass through aluminum blocks should be coated with an antiseize compound.

Locking nuts should not be used after being removed three times. When replacing shackles and fasteners, use Harken parts to maintain the proper strength.

**IMPORTANT! Exposure to some teak cleaners and other caustic solutions can result in discoloration of part and is not covered under the Harken warranty.**

## Warranty

For additional safety, maintenance and warranty information see [www.harken.com/manuals](http://www.harken.com/manuals) or the Harken® catalog.